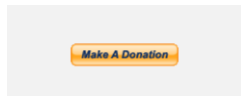
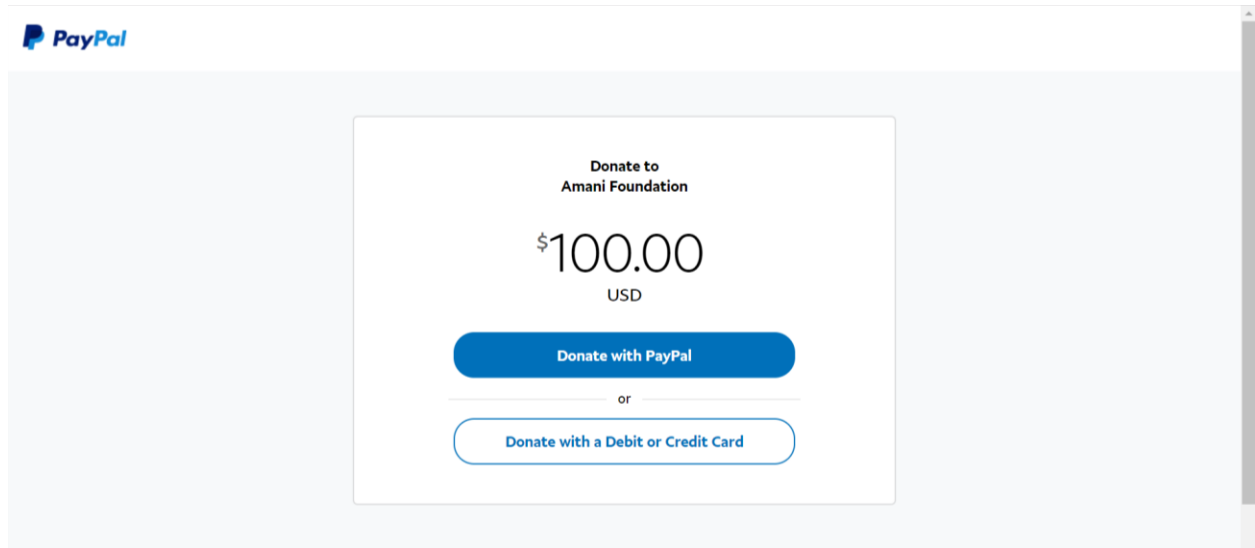


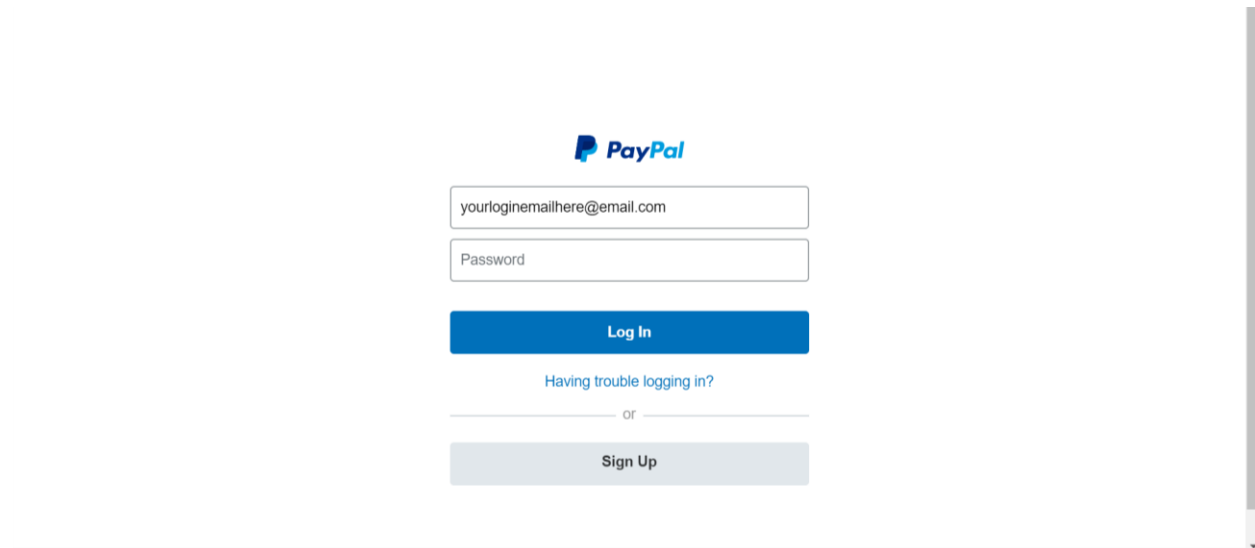
1. Click the “Make a Donation” button



2. Enter the desired amount and click “Donate with Paypal” if you have an account, otherwise select “donate with a Debit or Credit Card.”



3. Log into Paypal



The following screens will vary slightly from this example depending on your payment choice.

4. Enter the desired amount and payment method. You can select from your current PayPal balance, a bank account, credit card or debit card. (Here my Paypal balance is itty bitty!)

Donate to
Amani Foundation

How do you want to pay?

Use my \$0.12 USD PayPal balance

[Bank Account]

DISCOVER [Card Number]

VISA [Card Number]

Make this my preferred way to pay
[Learn more](#)

[Show More](#) [+ New Card](#)

Next

Back

5. Add any addition notes / necessary information if the payment is for sponsorship and complete your payment.

Donate to
Amani Foundation

\$100.00
USD

From YOUR NAME HERE
For the sponsorship of YOUR CHILD'S NAME HERE

Donating from >

PayPal Balance (USD)	\$0.12
VISA [Card Number]	\$99.88

[Change Payment Method](#)

You'll donate \$100.00

Share my mailing address with Amani Foundation. ?
[View PayPal policies and your payment method rights.](#)

Donate Now

Check here to stay in touch!

